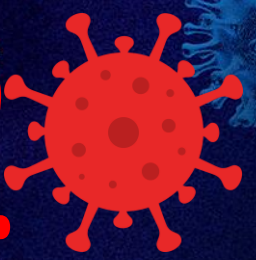


2022



160 cases

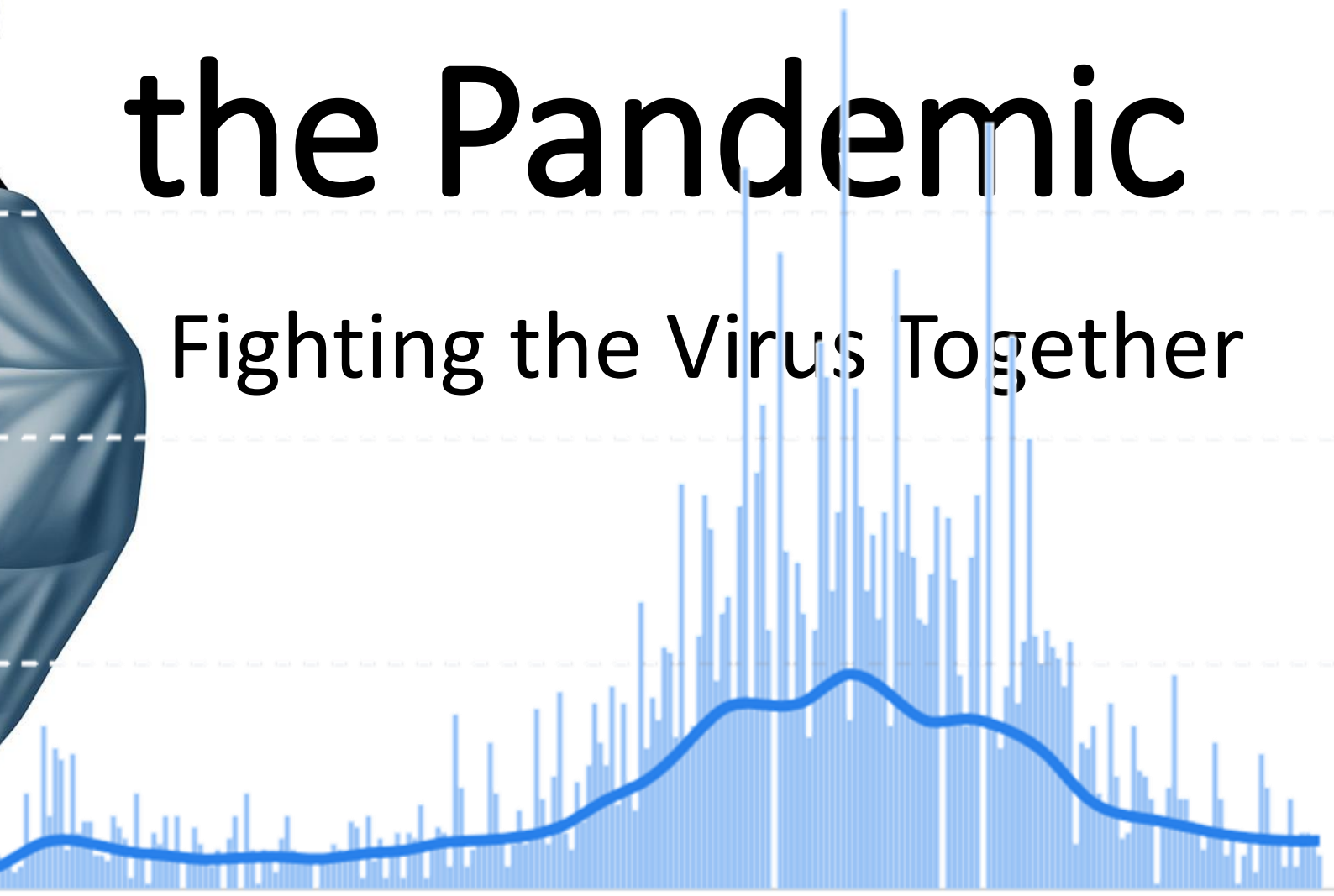
Annual Report

80 cases

Mar 21

The Year of the Pandemic

Fighting the Virus Together



Feb 27



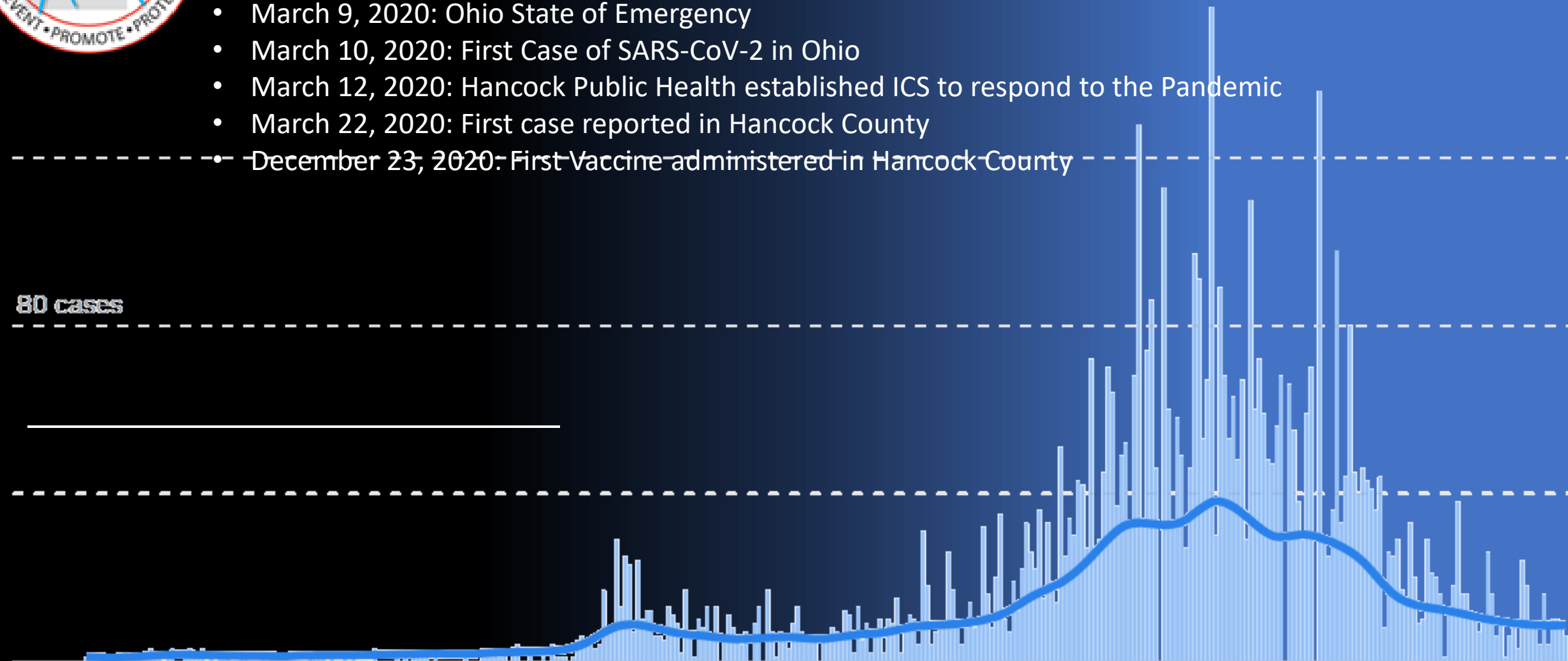
Response Timeline

- March 9, 2020: Ohio State of Emergency
- March 10, 2020: First Case of SARS-CoV-2 in Ohio
- March 12, 2020: Hancock Public Health established ICS to respond to the Pandemic
- March 22, 2020: First case reported in Hancock County
- December 23, 2020: First Vaccine administered in Hancock County

80 cases

Mar 21

Feb 27





Information Technology & Data Systems

Craig Niese, Director
Daniel Klein, Registrar

966

TOTAL BIRTHS

1,002

TOTAL DEATHS

14*

DRUG OVERDOSE DEATHS

1,612.5

YEARS OF POTENTIAL LIFE LOST
FROM ALL DEATHS



TOP 5 CAUSES OF DEATHS 2020

Information Technology & Data Systems

Craig Niese, Director
Daniel Klein, Registrar

1. Cardiovascular Disease.....303
2. Respiratory/Lung Disease.....143
3. Cancers.....123
4. COVID-19.....97
5. Alzheimer's/Dementia.....73



Community Health Services

Shannon Chamberlin,
Director

966
IMMUNIZATIONS

5,116
Infectious Diseases Investigated

261
Children with Medical Handicaps

1,612.5
School Children Screened



TOP 5 COMMUNICABLE DISEASES

Community
Health Services

Shannon Chamberlin, RN
Director

- 1. SARS-CoV-2.....4,581
- 2. Chlamydia.....203
- 3. Hepatitis C.....79
- 4. Gonorrhea.....70
- 5. Hospitalized Influenza.....29



Help Me Grow Home Visiting Services

Alexa Heacock, RN
Program Manager

3,323

HMG Visits Completed

12

Parents' Connections Events

78

Increased Capacity to Families
across Hancock County



2,529
Inspections

124
Complaints

**Environmental
Health Services**

174
Animal Bites

586
Plumbing Insp.

Lindsay Summit, MPH,
Director

Kurt Schroeder,
Supervisor

478
Mosquitoes
Surveillance

121
Water Samples
Collected



Health Planning & Promotion Services

Chad Masters, MPH
Director

237

Car Seat
Inspections

15

Cribs For Kids
Distributed

827

Parents trained on Hidden
signs of Drug Use

966

Narcan Distributed

2020 Financial Report

REVENUE

Clinical Services	\$1,094,966.34	Local Assessments	\$618,187.50
Environmental Health Services	\$555,977.13	State Subsidy Funds	\$13,446.98
Vital Statistics	\$210,937.00	Miscellaneous Revenue	\$69,377.34
Grants & Contracts	\$966,305.11		

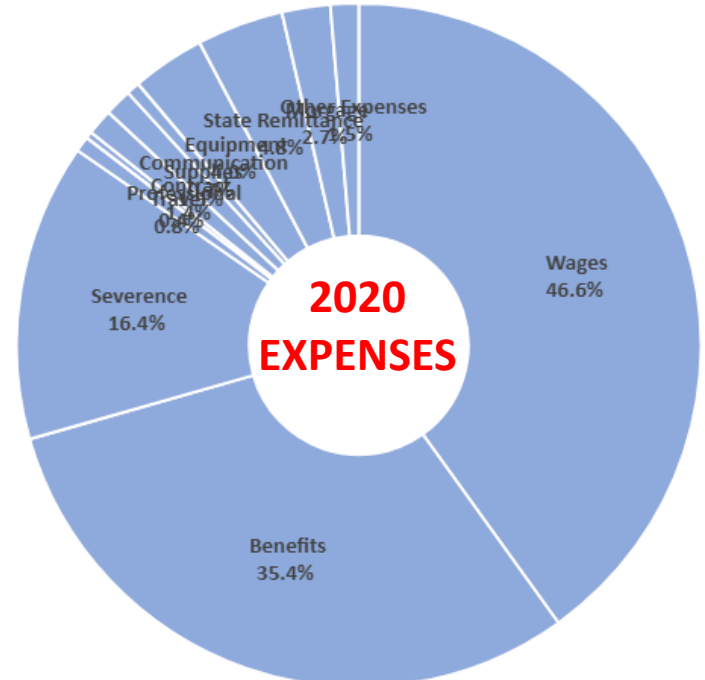
TOTAL REVENUE \$3,529,197.40



EXPENSES

Wages	\$1,402,870.42	Supplies	\$44,903.96
Benefits	\$1,067,266.29	Communication	\$22,046.51
Severance	\$4,928.30	Equipment	\$120,789.00
Travel	\$25,575.03	State Fee Remittance	\$143,152.57
Professional Development	\$11,083.07	Mortgage	\$79,958.16
Contract Services	\$43,423.77	Other Expenses	\$46,429.37

TOTAL EXPENSES \$3,012,426.45



BALANCES

2020 Beginning Balance	\$775,084.69
2021 Carryover Balance	\$1,451,064.18